


INSTALLATION

3 x 3 SQM SPACE



On display: the social media consumption of the 11 exhibiting AMT artists

Posters hanging from ceiling (0.8 x 1.2 meters)

Description of illustrations


Performance Cart

INSTALLATION DETAILS


STICKER LABEL





The consumption of the 11 AMT exhibiting artists (30 x 40 CM Plastic bags)



GETTING BACK WHAT YOU GIVE
USER: THALIA

 **DAILY TIME ON FACEBOOK:**
41 MINS
CANDIES GENERATED:
0.16523 (UNITS), 1.9475 (GRAMS)

 **DAILY TIME ON INSTAGRAM:**
109 MINS
CANDIES GENERATED:
0.17113 (UNITS), 0.8938 (GRAMS)

 **DAILY TIME ON WHATSAPP:**
81 MINS
CANDIES GENERATED:
0.39285 (UNITS), 0.9801 (GRAMS)

PRICE: 0.1706 €

Sticker label (9 x 11 CM)

INSTALLATION DETAILS

PERFORMANCE CART

Scale (Precision 0.01g), Cutting mat, Knife



Candy jars + Performance schedule

Candy bags, Bin, Tissues, Gloves

IKEA BROR Utility Cart

CANDY SHOP: GETTING BACK WHAT YOU GIVE

PERFORMANCE SCHEDULE

A 20 minute performance where the time you have donated to Mark Zuckerberg is given back to you in candy bags.

SLOT 1 12-12:20 PM

SLOT 2 3-3:20 PM

SLOT 3 5-5:20 PM



[LINK](#)

INSTALLATION DETAILS

DESCRIPTION OF ILLUSTRATIONS

MARK STANDING ON HIS PILE OF BONBON GOMME

Average daily revenue: 195.5 M € *

Pyramid height: 23.2 meters

Number of candies: 1479 Million

**Source: Facebook Investor Relations*

MARK STANDING ON HIS PILE OF FERRERO ROCHER

Average daily revenue: 195.5 M € *

Pyramid height: 36.31 meters

Number of candies: 591 Million

**Source: Facebook Investor Relations*

MARK STANDING ON HIS PILE OF CARAMELS

Average daily revenue: 195.5 Million € *

Pyramid height: 21.74 meters

Number of candies: 618 Million

**Source: Facebook Investor Relations*