

FIRST STEP

THE FIRST STEP OF MY PROCESS, WAS TO GENERATE THREE, ULTIMATELY MORE, STUDIES OF MY GARMENT. THIS WAS SO THAT I COULD FOSTER MY UNDERSTANDING OF THE CLOTHES, THEIR STRUCTURE, THE WAY THE FABRIC MOVES AND HOW THE VARIOUS MATERIALS WORK AND HARMONISE TOGETHER. ALSO I EXPLORED DIFFERENT COMPOSITIONS AND MEDIA WHEN UNDERSTANDING THIS EXPLORATION, WHICH I FELT HELPED ME TO REPRESENT MY IDENTITY MORE SUCCESSFULLY IN MY FINAL PIECE, AS I GAVE TO UNDERSTAND WHAT WORKED WELL, AS WELL AS WHAT I WAS DRAWN TO.


THE PIECES, I CHOSE, REPRESENT ME AND MY PERSONALITY IN MANY WAYS, ONE, FOR EXAMPLE, BEING RATHER DRAWN TO A SENSE OF SIMPLICITY, YET FEELING THE NEED TO ADD A NEW ELEMENT SIMULTANEOUSLY. THIS IS EVIDENT IN MY DEVELOPMENT OF MY FINAL PIECE. I FIRST CHOSE TO CREATE AN OBSERVATIONAL DRAWING OF MY THREE PIECES OF CLOTHING, USING COLOUR, BOTH AS A BACKGROUND, AS WELL AS FOR ONE OF THE GARMENTS. YET ONCE I HAD FINISHED THE PIECE, IT DID NOT QUITE FEEL LIKE A TRUE REPRESENTATION OF "ME", SO I CHOSE TO CONTINUE WORKING ON IT, UNTIL I FELT THE ENIGMA OF MY FINAL OUTCOME TRULY WAS AN EMBODIMENT OF MY IDENTITY.



IDENTITY + MEMORY

ANTONIA GROH

WHEN WORKING ON MY FINAL PIECE, I USED A VARIETY OF MEDIA. I STARTED USING 4B, 6B, 9B, HB AND F PENCIL TO MAP OUT MY PIECE, THEN ADDING DETAIL. NEXT I USED SOFT PASTELS TO ADD AND GREATEN COLOUR. I CAREFULLY OVERLAYED THE INDIVIDUAL PASTELLE POWDERS ON TOP OF ONE ANOTHER TO ACHIEVE MY DESIRED COLOUR AND 3D EFFECT. I PERTHORED THE COLOUR TO BLEND, SLOWLY CREATING THE COMPOSITION OF MY FINAL PIECE UNTIL FINISHED COMPLETELY AND FULLY.



WHEN WORKING ON MY FINAL PIECE, I USED A VARIETY OF MEDIA. I STARTED USING 4B, 6B, 9B, HB AND F PENCIL TO MAP OUT MY PIECE, THEN ADDING DETAIL. NEXT I USED SOFT PASTELS TO ADD AND GILDAS COLOUR. I CAREFULLY OVERLAYS THE INDIVIDUAL PASTELLE POWDERS ON TOP OF ONE ANOTHER TO ACHIEVE MY DESIRED COLOUR AND 3D EFFECT. I FEATHERED THE COLOUR TO BLEND, SLOWLY CREATING THE COMPOSITION OF MY FINAL PIECE UNTIL FINISHED COMPLETELY AND FULLY.

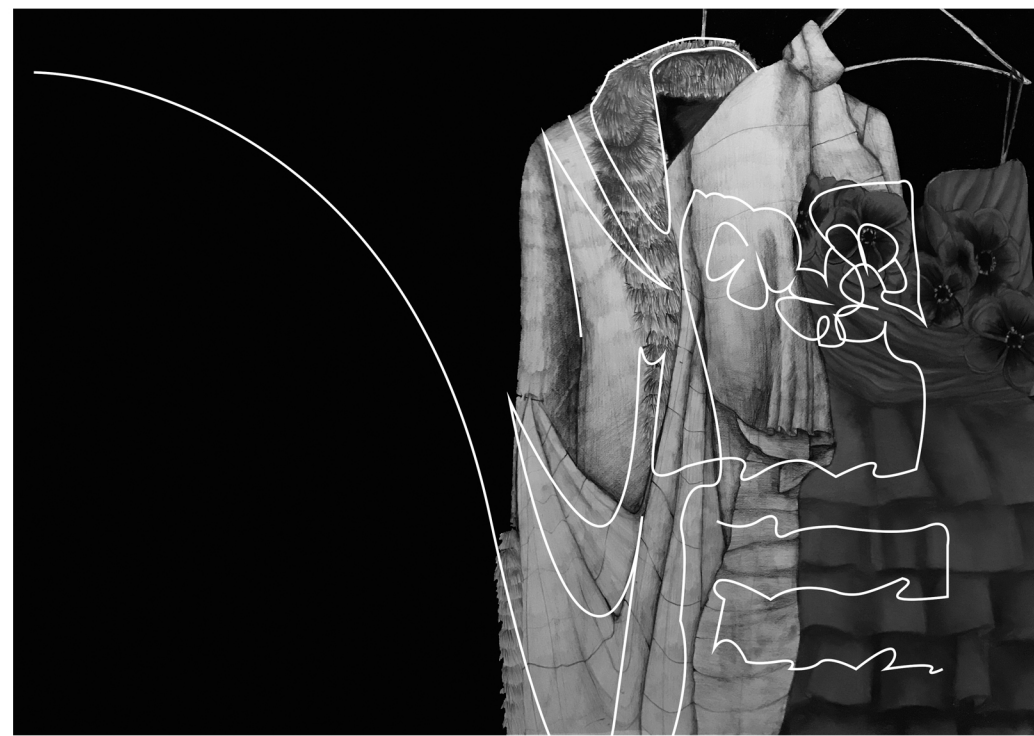
WHEN DRAWING AND OBSERVING MY CHOSEN PIECES IN GREAT DETAIL, FOR GREAT AMOUNTS OF TIME, I FELT MYSELF BEING DRAWN EVEN MORE TO THE GARMENTS, AS I STARTED TO NOTICE EVEN MORE DETAILS, THAT I HAD EITHER SEEN BEFORE AND FORGOTTEN OR NOT SEEN BEFORE. AS AN EXAMPLE THE WAY THE THREADS ARE HOOKED INTO ONE ANOTHER OR HOW MANY PEARLS ARE ATTACHED TO EACH FLOWER, IN CASE OF MY RED DRESS. I WAS RESPONDED.



CONTINUED TO DEVELOP

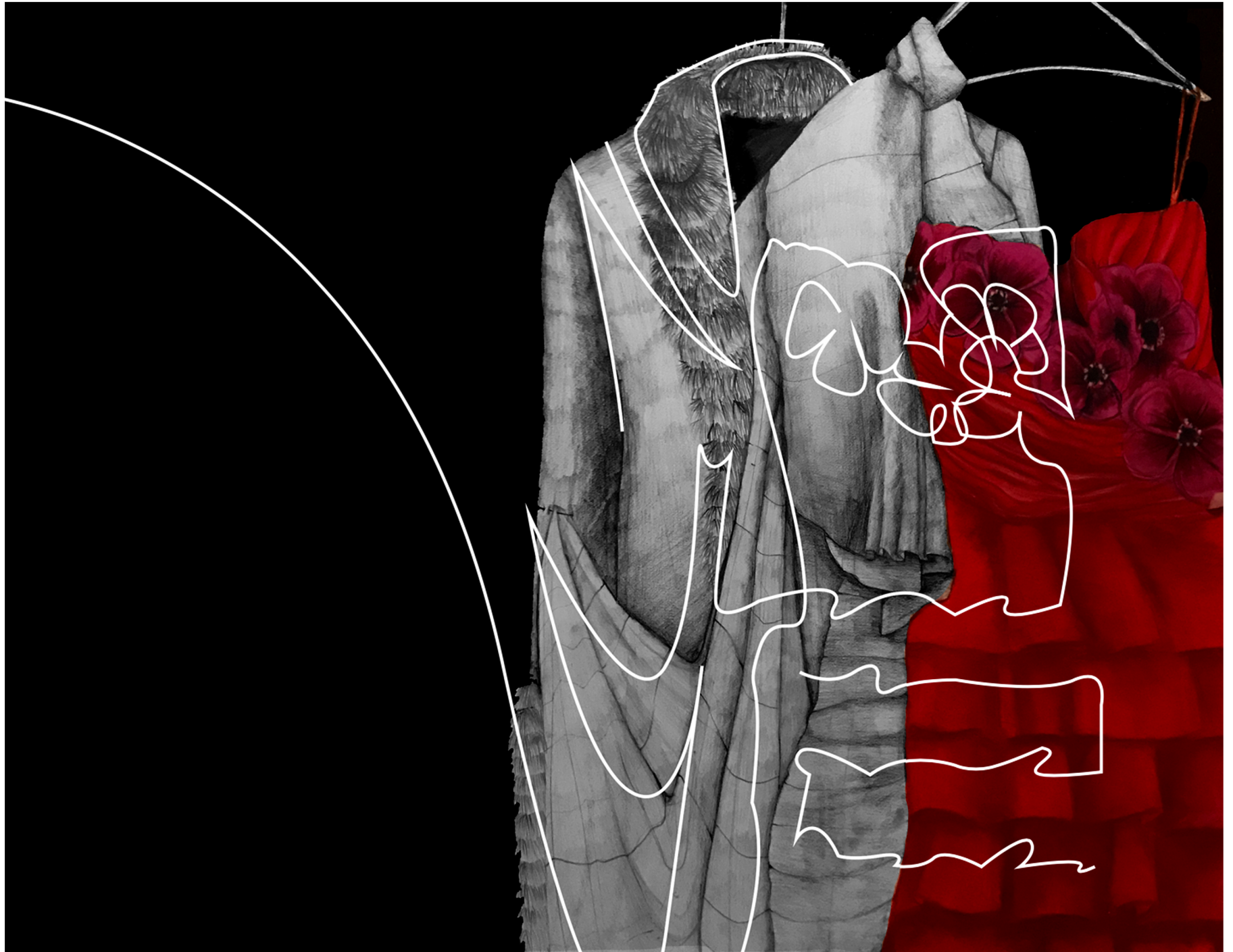
I CONTINUED TO DEVELOP MY FINAL PIECE UNTIL I WAS SATISFIED, MORE IS MY EXPLORATION AND RESULT. HOWEVER I WANTED TO SHOW VARIETY. ALSO - I FELT THE FIRST OUTLINE WAS A LITTLE TOO COLOURFUL, HENCE I CREATED THIS SECOND FINAL PIECE, AS I FELT IT REPRESENTS THE CLASSIC

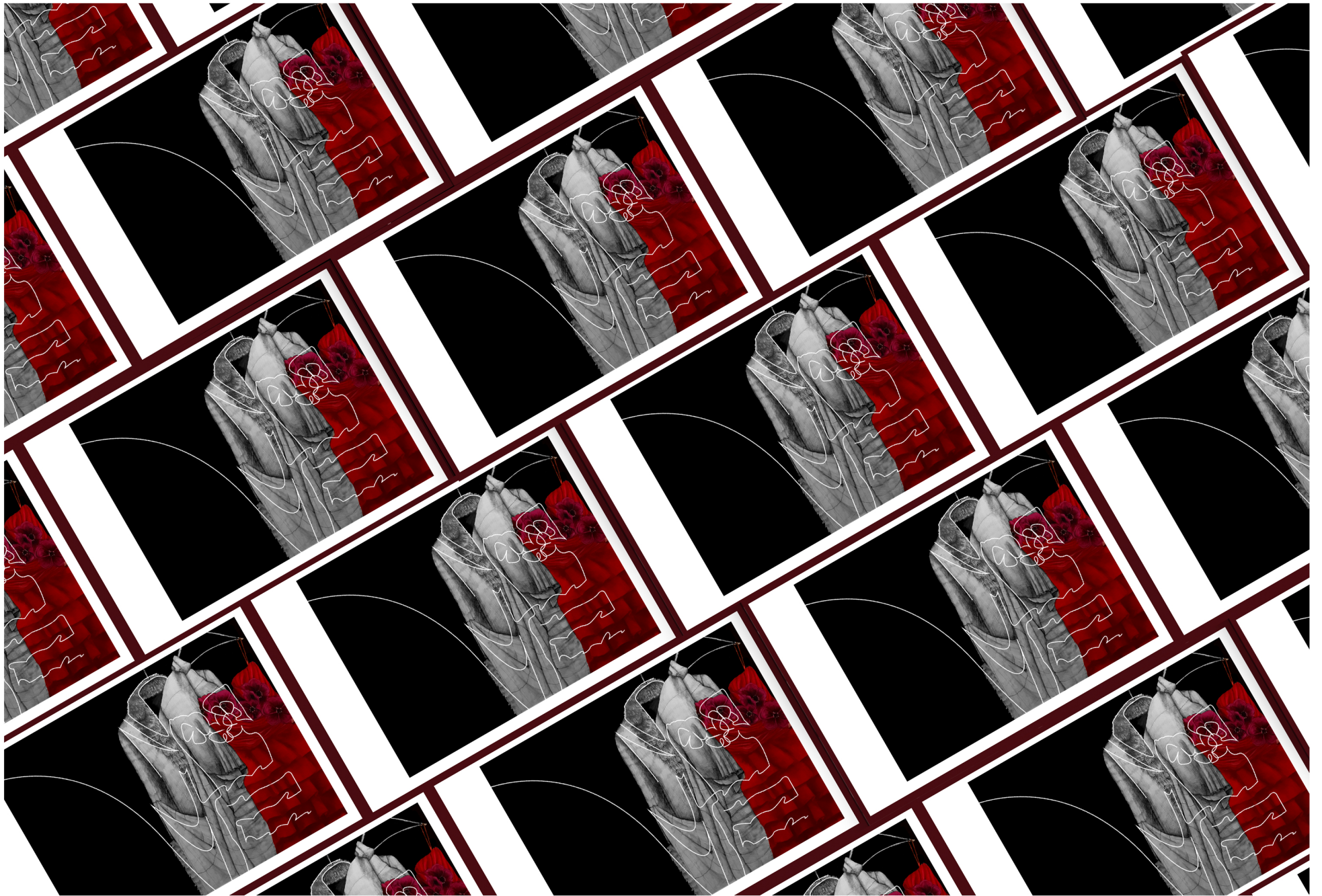
ENIGMA MORE SUCCESSFULLY, WHILST STILL CAPTURING COLOUR AND THE ADDITION OF AN ELEMENT, SUCH AS MOVEMENT. HOLE IN POCKET OF THE TAILOR AS WELL AS WHITE, ADDED TO UNDERLINE THIS ASPECT FOR A MORE CLEAR IDENTITY.



CONTINUED

TO DEVELOP



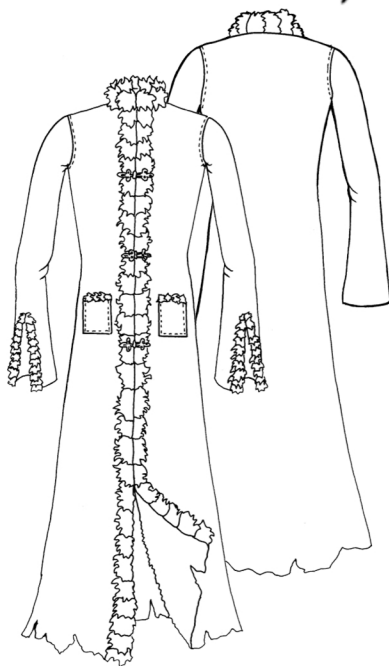




FLAT SKETCHES

ONCE I STARTED TO ALSO LOOK AT THE TECHNICAL ASPECTS OF THE GARMENTS, WHEN GENERATING TECHNICAL FLAT DRAWING OF THEM, I FELT MY UNDERSTANDING OF THE CLOTHES DEEPENED EVEN FURTHER.

THE THOUGHT PROCESS OF PLACING STITCHINGS ACCURATELY WHERE THEY BELONG AND DRAW THE GARMENT STIFF RATHER THAN IN MOTION WAS OF IMMENSE IMPORTANCE TO ME AS I FELT IT SHIFTED MY AWARENESS, AND MADE ME BREAK DOWN THE GARMENT INSTEAD OF SIMPLY DRAWING IT TO UNDERSTAND ITS PATTERN AND HOW IT CATCHES THE LIGHT. AND MOVEMENT. I NOTICED HOW, OF COURSE THE LIVELY DRAWING WAS MORE IMPACTFUL EMOTIONALLY, YET THE FLAT SKETCH IS SO VERY USEFUL TO FOSTER ONE'S STATE OF MIND REGARDING THE TECHNIQUE OF THE GARMENT'S ASSEMBLING.



IN ORDER - TO ACHIEVE A CLEAN AND WELL DRAWN FLAT SKETCH, I NEEDED TO PAY ATTENTION TO THE INTENSE AMOUNT OF DETAIL THAT GOES INTO A PIECE OF CLOTHING.

EVEN THOUGH CHALLENGING, TO ^{CREATE SOME} ^{TIME} I GREATLY ENJOYED CREATING THE FLAT SKETCHES, AS I ADMIRED THE CLEAN LOOK OF THE DRAWING, ILLUSTRATION AND HAND DRAWN BOTH. ANOTHER PART I WAS PARTICULARLY INTERESTED AND ATTRACTED BY WAS OBSERVING THE WAY HOW THE GARMENTS CHANGED APPEARANCE ACCORDING TO THEIR VIEWPOINT SUCH AS BEING DRASITICALLY WHEN DRAWN IN SUCH A MANNER

COMMENTS.

I ASKED SOME OF MY PEERS
FOR COMMENTS ON MY PRESENTATION
AS WELL AS FINAL PIECE, TO
SEE IF THE DESIGN WOULD BE
PLEASANT AND APPEALING TO THE
EYE, AS WELL AS AN AUDIENCE.
I ASKED IF THE LAYOUT WORKED
SUCCESSFULLY, IN MY PEERS OPINION,

THESE NOTES ARE SOME OF
THEIR COMMENTS.


Good job with distribution
of space & color, maybe add
names of the works? otherwise
very cool!!

I like how you used red and
the white for deco; also cool
drawings - just maybe more red in
certain areas

Cool design! I like
the geometry

I love your pencil
drawing 😊
Improvement idea:
maybe add titles?
but I like it this way
too. Good work T!

Maybe change background colour to
other red for each slide so
it's more various - but that's
just me. Well done!



I CREATED FLAT SKETCHES OF ALL THREE GARMENTS, AS THESE ARE IMPORTANT, IN ORDER FOR THE PIECE TO BE SENT INTO PRODUCTION AND INDUSTRIAL MANUFACTURE.

THIS VERY ACTION IN PARTICULAR, IS WHAT MAKES THESE GARMENTS SO IMPORTANT TO ME, AS WELL AS BEING A REPRESENTATIVE OF WHY I FEEL THIS IS PART OF MY IDENTITY AND ITS REPRESENTATION - THE ATTENTION TO DETAILS, DETAILING AND MOVEMENT WITHIN THE STRUCTURES. THIS IS ALSO AN ELEMENT, I INCLUDE IN MY DESIGN WORK MANY A TIMES, AND FEEL IS A SENSE OF IDENTITY FOR ME WHEN DESIGNING.