

The background of the slide is a dense, abstract composition of overlapping, hand-drawn scribbles. The colors used include light blue, yellow, green, and purple, creating a vibrant and textured effect. The lines vary in thickness and direction, suggesting movement and spontaneity.

Movement's Abstractions

Amanda Augusto Castanho

Drawing a moving model has never been my best skill, but today after holding myself for too long I just let my hand draw freely on paper.

As the model slowly moved I created several layers with only stills or half of his body. I tried to capture as much as I could within a pose, however that was not the main purpose. I wanted to catch his movement and enjoy the process at the same time. The result of letting myself loose were the following prints which I touched a bit on Photoshop and Illustrator.


The first print of the two sets shows the original colours I used for the actual drawings I did in class. All original drawings were done only using Prismacolor markers .



















As I went from one drawing to another I realised that the technique of drawing a moving model is an essential skill I must explore further as I start sketching Capsule Collection inspired on Michael Jackson's choreographies. Fortunately, today in the most unexpected and fun way I understood it is essential that I learn and incorporate in my Final Project the way a dancer moves and how I can put that on paper.