



Paper manipulation

One material, one technique : finding versatility

By Tamara Barakat and Michelle Rios


Material exploration - finding different building techniques and ways of connection

Tamara's manipulation






Michelle's manipulation






Paper objects/structures - part 1







IDEAS FOR SPACE & MATERIALITY

candle holder similar to a nest

BIRD'S EYE VIEW

candle holder sharp edges (egg)


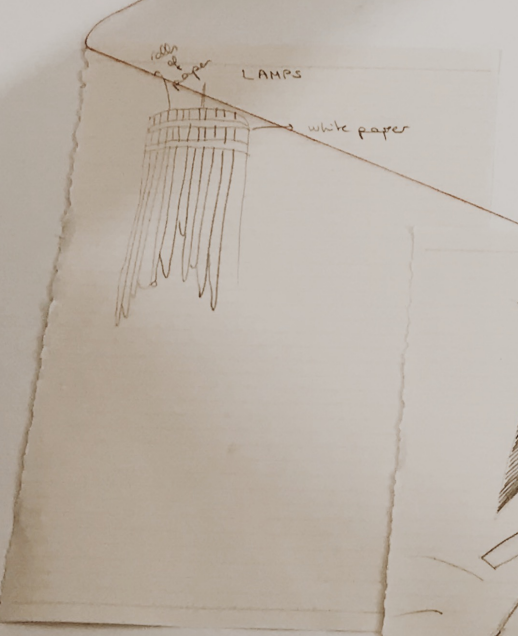
stages of the bird's growth

egg



stages

dynamic inspired candle holder

deconstructing to reconstruct



SKETCHES FOR FINAL IDEA



FINAL IDEA

After the exploring various methods of paper manipulation; we decided to solely focus on one and perfect it until we had achieved the results we desired. This method consisted of cutting papers in straight lines and finding interesting forms by folding; bending and uniting opposite ends of the paper. After finding our way through this method we found our concept: showing versatility through this seemingly simple technique. The result was a collection of items designed to have a special function shown in the pictures which will follow:

BRACELET



EARRINGS





HOURGLASS



VASE



IDEALLY, A LAMP



LAMP IDEA 2





