

Tracy

REPAIR STORY

WHAT IF I NEED A NEW COVER?

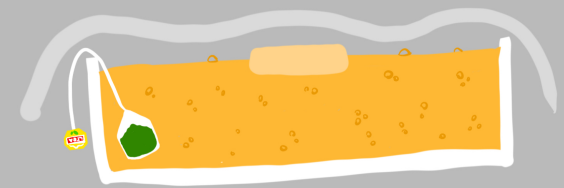
Step 1: Gather Materials



Kombucha culture, sugar, tea, apple cider vinegar, water, scissors, container, wooden planks, ropes.


Step 2: Assemble

(Find anything breathable to cover the container)



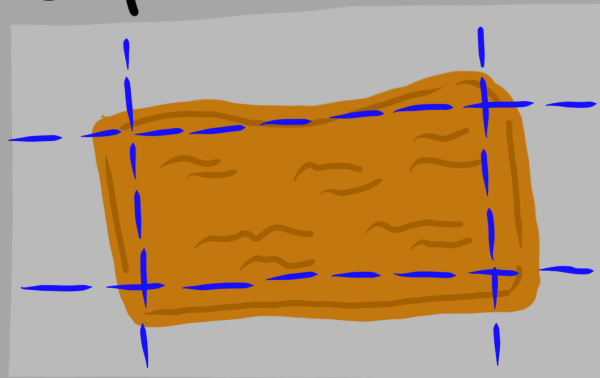
Place boiled water, tea, sugar, apple cider vinegar, and culture inside the container and wait for 2 weeks.

Step 3: Drying




Take out the formed leather. Use wood planks & rope to create hanger. Place it somewhere hot & windy.

Step 4: Cutting



Once dried, cut out the edges to make a rectangular cover.

Step 5: Sewing



(Sew around edges for aesthetics)

Sew the edge of the inner book to the middle of the kombucha leather.