

# Project 4

## Process Work

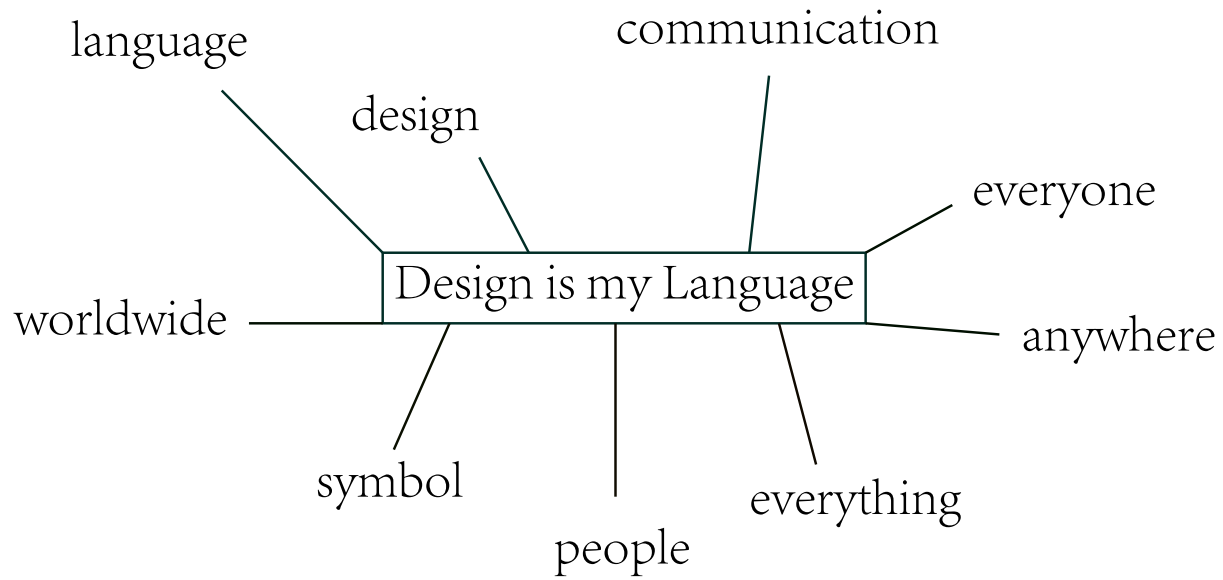
Claire Han

Visual Communication Studio 1

Shireen Soliman

12/1/2016

- Mind Map
- Photo Essay Research
- Video research
- Storyboards
- Shot notes
- Writing exercise
- Final Video



Reflective exercise

<http://time.com/3626026/ways-of-seeing-portrait-series/>




From this photo essay, all the people in same composition have similar facial expression. The back ground color are the same and the moods are the same. They all wear some kinds of garments, which can associate with my manifesto about how to use my garment.



From this photo essay, the filters are in the same mood. Different capture angle give different emphasize, which make the whole photo essay variable.



## UltraLinx



From the composition of three photographs, they all using the nature pictures and make people feel the wild and broadness forest. The first one using mirror to explore the view point, the second one is the upward view, and the third one uses the reflection. In my manifesto, I want to show the broadness and out of boundary, which have some same elements in these pictures. v

yatzer



In these three pictures, they create a sense of hot and liquidity. The color is very bright and sweet. People can get message from these pictures, which is the topic I want to show in my manifesto, because I want people get message from my design too.

# Two videos

<http://portfolios.risd.edu/gallery/11438703/Synesthesia>



In this video the artist using the variation of pigment in the water to make a sense of explosion and the artists also using different color and music to make the whole video unique and interesting.






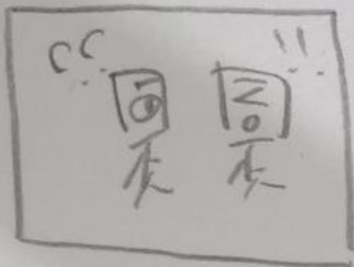

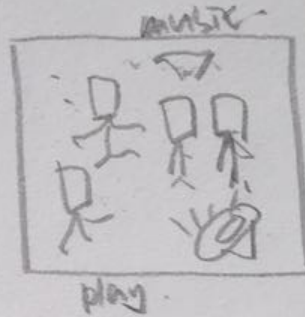


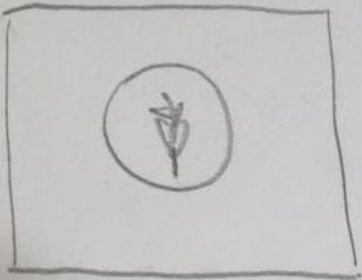


[http://portfolios.mica.edu/gallery/14189759/Pulsar-Mi-Pulso-\(Pressing-My-Pulse\)-VIDEO](http://portfolios.mica.edu/gallery/14189759/Pulsar-Mi-Pulso-(Pressing-My-Pulse)-VIDEO)








In this video, the artist combine the static and movement together, to make a very cute repeatable movie. People can get the connection between the different pictures. It gives the audience different understanding which is very cool.

Situation 1.



Situation 2.



Storyboard

First part



## Shot notes

Second part



Third part



My video has three parts, first part is the process of a growing plant, which means the new born. It shows the process about how design become some sorts of language. The second part is the girl with my garment. The third part which is also the main part is a group of people. They cannot communicate with the real “language” but, using their own way to send the message to their friends. This represent the communication, gathering and message.

# Final Video

<https://youtu.be/x9ktg-7pVIE>