


Oihana Lasa

Fashion Design

<https://portfolio.newschool.edu/lasao961/>

Musee d'Orsay (Live drawings) - Drawing/Imaging



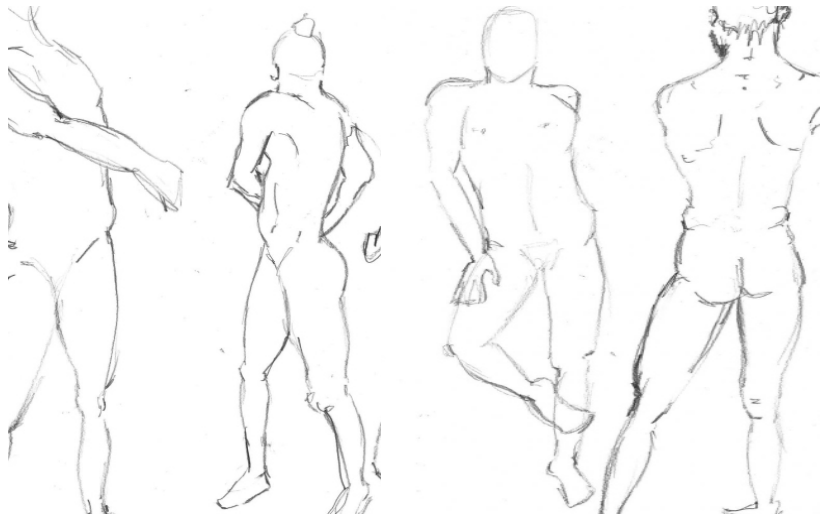
During a visit to Musee d'Orsay, we were asked to transmit several sculptures into pencil sketches. A way to further improve our live drawing techniques.





12/09/2017
Musée d'Orsay

Live drawings - Drawing/Imaging



Observational drawings,
using pencil, charcoal
and chinese ink.

From 2-5 minute quick
sketches to 30 minute
sketches.





Last Project - Drawing/Imaging



By using Photoshop, I was able to create several layers assembling an inner soul. A soul that abandons the physical self, and becomes a mere spirit into the air.

This First part of the Project constitutes how Beauty corrupts a seemingly pure individual, corrupting her soul. The Second part is formed by a short image video that re represents the corrupted self, the dangerous, dark side within us.



"Emerging self" - Corrupted queens project


Environmental portrait - Integrative Studio




To create a physical representation of a fellow classmate, Lara, I created several levels to what I believed defined her as an individual (from the outside, her appearance, deeper into the environment that surrounds her to her inspiration and work).

The construction was hanging from the air, portraying the idea of deepness, and seeing into someone's soul.

Maps Project - Integrative Studio



“Passage Vivienne”



“Belleville”



“Habits”



“Memories”

This collection of works portrays “Maps” as illustrations of what I remember regarding certain places or memories.

From my earliest childhood memories to my transition and new lifestyle in Paris.



“From home to Paris”



How to Observe a Place through the Senses - Integrative Studio

(Group Project: Nick Evans, Eva Guillen, Teddy Islami, Oihana Lasa)

Sense the experience

an event to discover from another perspective

October 2017
Corintin Cariou metro station, Paris



Through a suppression of Sight, we provided our classmates with a new perspective on how they perceive the environment they were placed in. Each group was asked to sense through Touch, Smell or Hearing.

The project was accompanied by an Interactive movie and Guidebook, that guided the spectators through the emotions experienced during the event, from Fear to Relief.



Integrative Seminar

Excerpt 1

“People faded, but where still there, their sounds deceived their presence, and still, they seemed to disappear. They could have easily bumped into them, this known, but unseen entity. But still, they knew what touch felt like, they knew about the warmth of a human body, like the warmth of a blazing torchlight in the glacial nights of Paris, like some sort of electric impulse that tenses your extremities, like a breath of balmy air in a lifeless body. They knew how to feel a body, and still, they still feared their presence, the once familiar and gentle touches they seemed to crave turned to a mysteriously fearful experience. Angst for the unknown, the unseen, but once seen...”

“Fear: How to observe through senses” Alternative guidebook

Excerpt 2

“And as I left that dreamy studio I wondered, wondered what she would be doing now, what she would be wondering about, whether she would be hugging his panda bear, whether she would be drinking another cup of coffee, whether she was decorating those white walls with her art work once again or whether she was just staring at those loving memories of her family and friends...”

“The calmness of that suburban neighbourhood filled the air, quiet yet persistent. Nature was present in every corner. Nature fed those streets, from the yellowish dead leaves on the pavement to the ostentatious trees that decorated that peaceful Saturday afternoon. Almost as a grasp of air, of lightness, in a corrupted world, where nearly none existed anymore. The usual sickening sound of human pollution, accompanied by the banging engine of a car or the common racket of wheels in the road, mysteriously disappeared. Making her and everyone wonder, even for a brief split of a second, whether they had ever existed, as if we had just woken up from a haunting nightmare into a soothing new world...”

‘Discovering Lara Kavaklioglu, White walls and a red, bold persona’ - Environmental

Excerpt 3

“Once again, the atmosphere was cold to the touch. No more chaos, no more rain, no more death. For a brief moment, I had felt them. Those thousands of now rotten flesh. The ghosts of a breath-taking past and the start of a new future, a revolution. I felt their pain and suffering, just for a few seconds. I opened my eyes and there I was again. Contemplating the ostentatious buildings, carved with dreamy habilities, as If god itself had woken up from his long sleep and honour them with a piece of his long-lost magic. There was no denying the beauty of the magestic emerald fountains, the elegance of the marvelously crafted statues or the royalty of the buildings behind...”

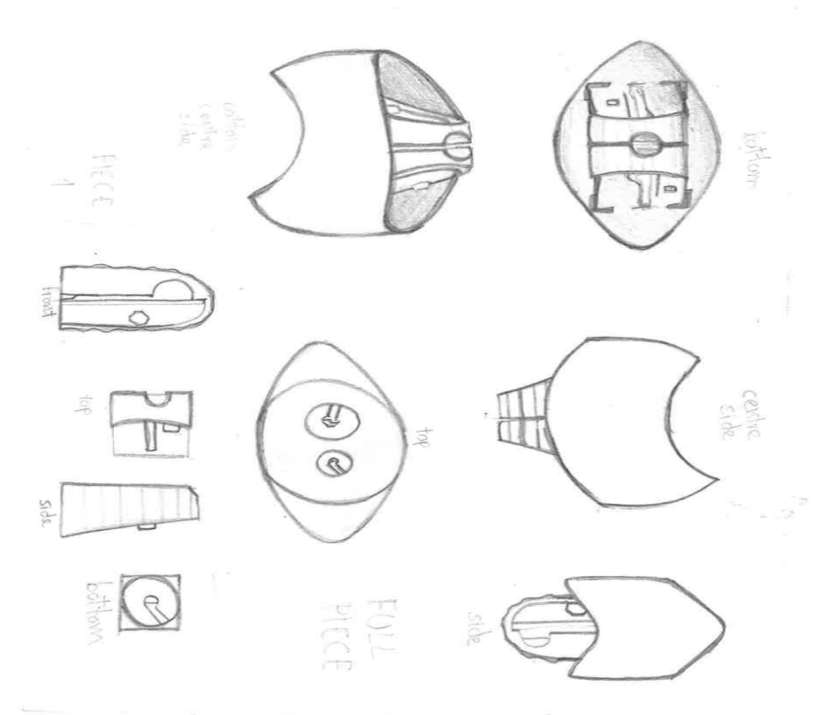
‘Place de la Concorde, a place for everybody and nobody’

Personal Statement - Integrative Seminar/Studio

Studio has helped me challenge how I present my work, keep an eye on details and on how the audience regards my works. I have become extremely critical on mine and others' works, but still been very understanding, valuing even more what others can do and what I achieve. It has helped me experiment with many different mediums to explore ideas. I believe there are hundreds more possibilities of presenting concepts. I now understand better the meaning of having a strong concept and being thoughtful when it comes to making artistic decisions.

Seminar provided me with a chance to accompany my projects from Studio with a creative piece of writing, allowing me to further explore my concept. To sum it up, I have also come to terms into accepting how valuable others critiques to my work are, and how these can help me display and create more efficiently and in a more creative and efficient way.

Enhanced Sandal - Space/Materiality



I analysed the dimensions of a seemingly ordinary sharpener. From a deep amusement with its shape and volume, I developed the idea of creating a sandal with similar proportions and especially, a similar shape.

The end product is a Sandal-like shoe that could be a potential product If it had been created with real measurements for human usage.







Enhanced Shoe - Final Product

By using Photoshop, I was able to create a 'wearable' shoe, a real life size model of my last Prototype.


Moon Projector - A Space/Materiality Project




After exploring the different methods of manipulating paper, I became especially interested in Coiling.

I used this method to create a Paper rocket.


- Movement
- Speed





By adding light, incorporating a lamp to the back I was able to project images. The images that were projected were created by using several paper-cut characters attached to the top part.

My concept became the famous 1969 landing of the moon.



Personal Learning Objectives

Strengths

- Live drawings, sketches
- Drawings, Paintings
- Critical eye for design/display of work
- A good sense of composition
- Being able to deal with complex issues & assemble them into one piece
- Synthesizing information, compressing ideas

Areas for improvement

- Adobe Creative Cloud (areas related to Imaging & working with technology)
- Film/Video editing (programmes)
- Push further the exploration of projects
- Explore more ideas
- Research into artists and artists work & their history
- Go deeper with the scale of Projects, challenge myself

Cross-course themes

- For all my classes it became essential to learn and understand what my project/product's audience was, to efficiently address this audience through the display of the work. This is something all my classes share, a need to develop a way to present my work as professionally as possible.
- I was always more inclined into exploring areas I was not as comfortable working with, such as creating presentations in programmes such as InDesign or PremierePro.
- All my courses share aspects in common. Especially Integrative Studio and Seminar, how writing can accompany the presentation and deeper understanding of your creative work.
- Space/Materiality can teach you how to translate your creative thoughts into an actual product, a discipline that is extremely important for Studio, where you also develop a Concept followed by an actual tangible work.