

The Crumpled Paper Project- Light Fixture

By Maegan Sundlie

Concept: To create a structure similar to that of our first straw model, including Dominate, sub dominate, and subordinate lines, with negative and positive space. The ending purpose is to be used as a modern Lamp Fixture.




Material & Joining Method: Metal Pipes cut and joined by wire and wood joints. Method was to place small 90° angled wire pieces into the metal tube to make the wood join together. In some cases the wire had to be twisted around to become a strongly secured joint.


3D Sketch Model:




Photoshop Model Design image:




Crumpled paper model/ 3D Model:



Final Product:



2D Line drawings :



Work in Progress: