

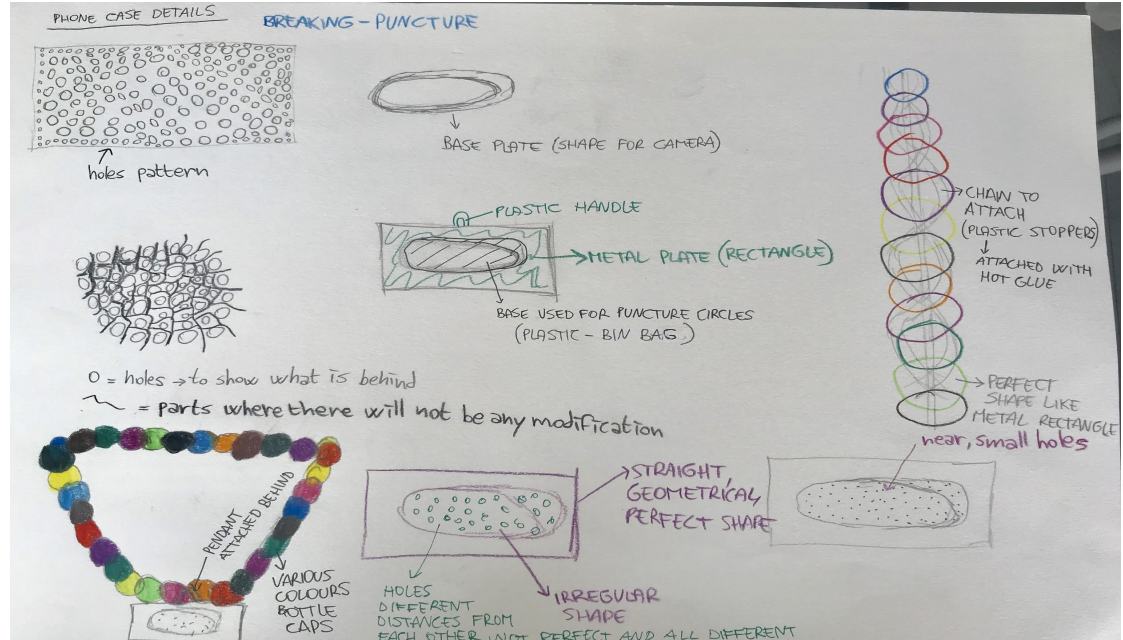
# Transformed Object

## “Cow Anklet”

Idea, Process and Final

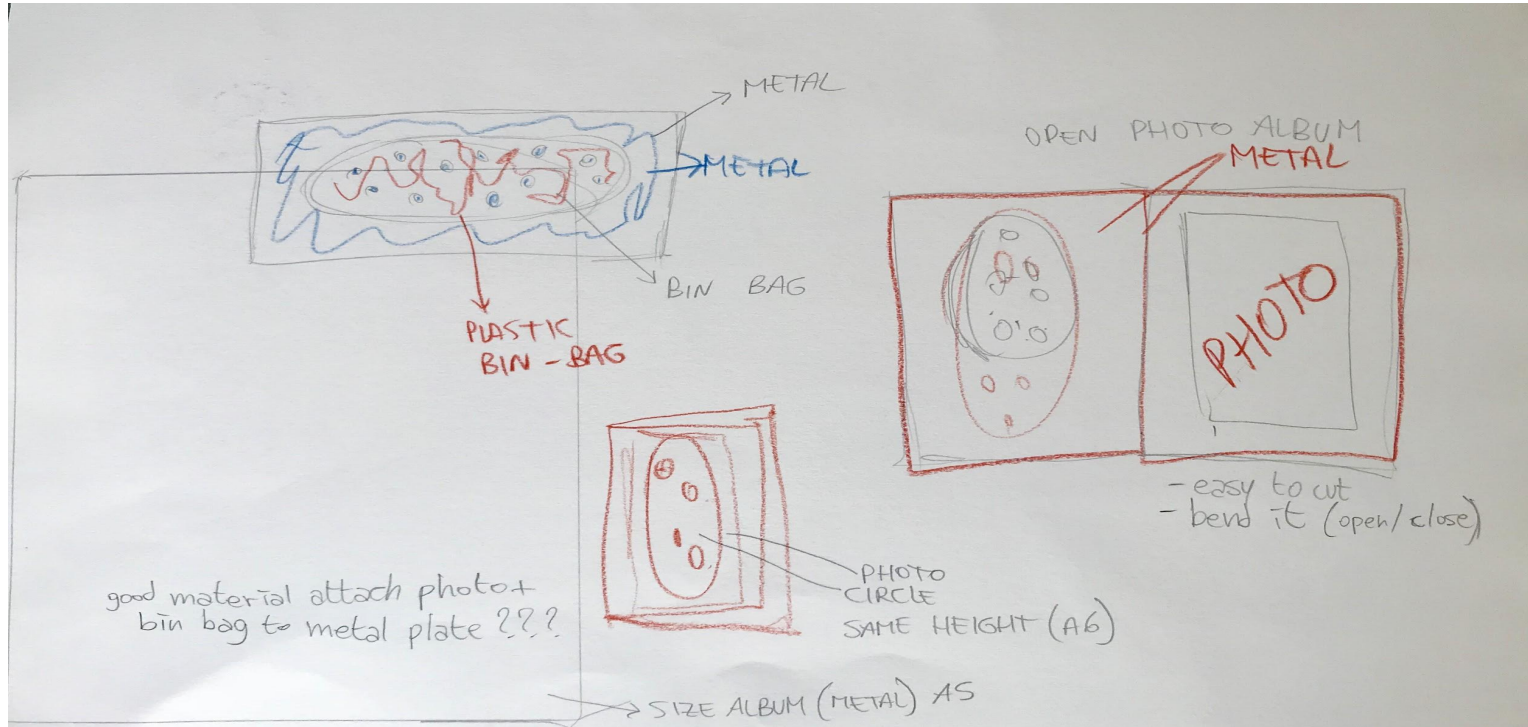
# Original Idea

I really liked the idea that the holes were creating an effect of seeing/not seeing and I wanted to represent that into a more complex object.



# Adjustment & Development

I really love the idea of something imperfect (circle made from the bin bag) that overlapped and created a contrast with the perfect cutted and rectangular shape that the photo album will be.



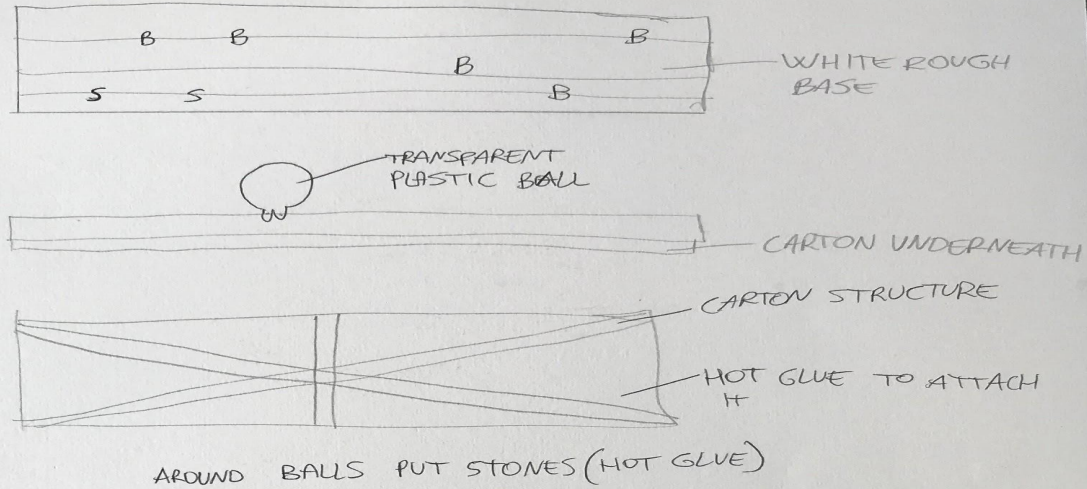
# Inspiration for the changed project

As I lived for four years in Switzerland in a small mountain village, in the summer season, various cattle of cows were grazing in the neighbouring fields and I got interested by the big and heavy bell that they carry on their neck and the sound that this object makes when the animal is moving. With this idea in mind, I chose to create the same concept in a more abstract way.



# Change of Material

After going to la reserve des arts, with the idea of creating a metal plate album with a perforated bin bag, I had to change the material that I was going to use as I could not find what I was looking for there. I took transparent plastic balls, some stones, creep paper and black metallic wire.



create irregular, mottered circles (CUT OUT WITH KNIFE)  
EACH BALL WRAPPED IN BLUE KREPP PAPIER

# Transforming the Initial Ideas

I used the transparent ball to represent the holes and the stones to represent the perfect shapes and regular circles that can refer back to the initial idea of wanting to create a rectangular metal plate. The blue cutted pieces of paper represent the irregular holes, referring back to the idea of creating holes in the bin bag using a pencil.

The choice to construct an anklet refers back to my initial idea to create a wearable jewellery as I wanted to create a necklace (a more conventional object) and, then, I changed to built an unconventional piece.



# Final Transformed Object

