

Maya Kapur & Zhiyuan Ji

Identity Design

General Room:

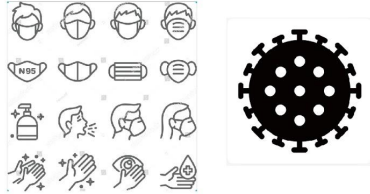
Color Skin:




Signal on the wall:



Patterns on the wall:



Information/Texts on the wall:



U.S. Room:

Color Skin:



Patterns/Items in the room:



China Room:

Color Skin:



Patterns/Items in the room:



Italy Room:

Color Skin:



Patterns/Items in the room:



Fonts:

Helvetica Neue

Helvetica Neue

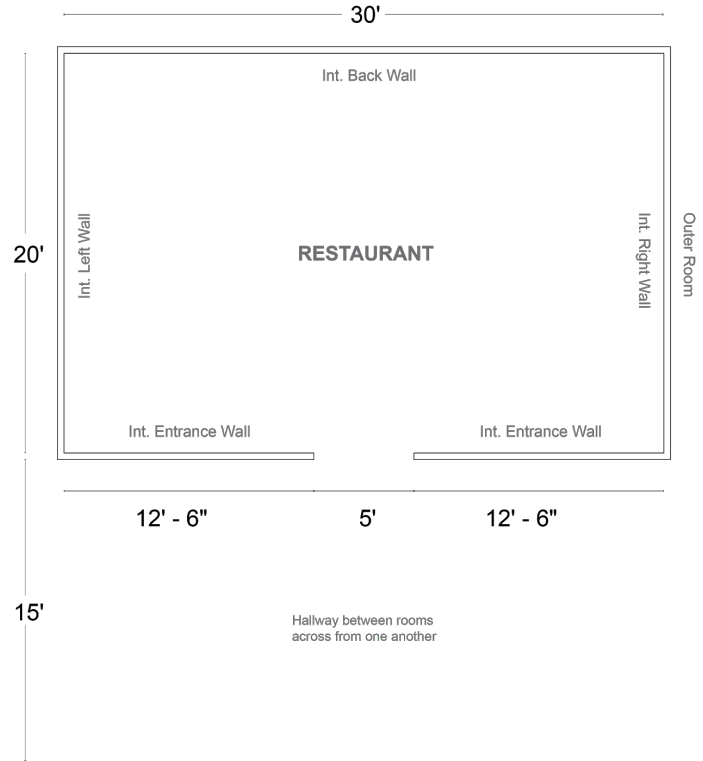
Helvetica Neue

Helvetica Neue

Floor Plan

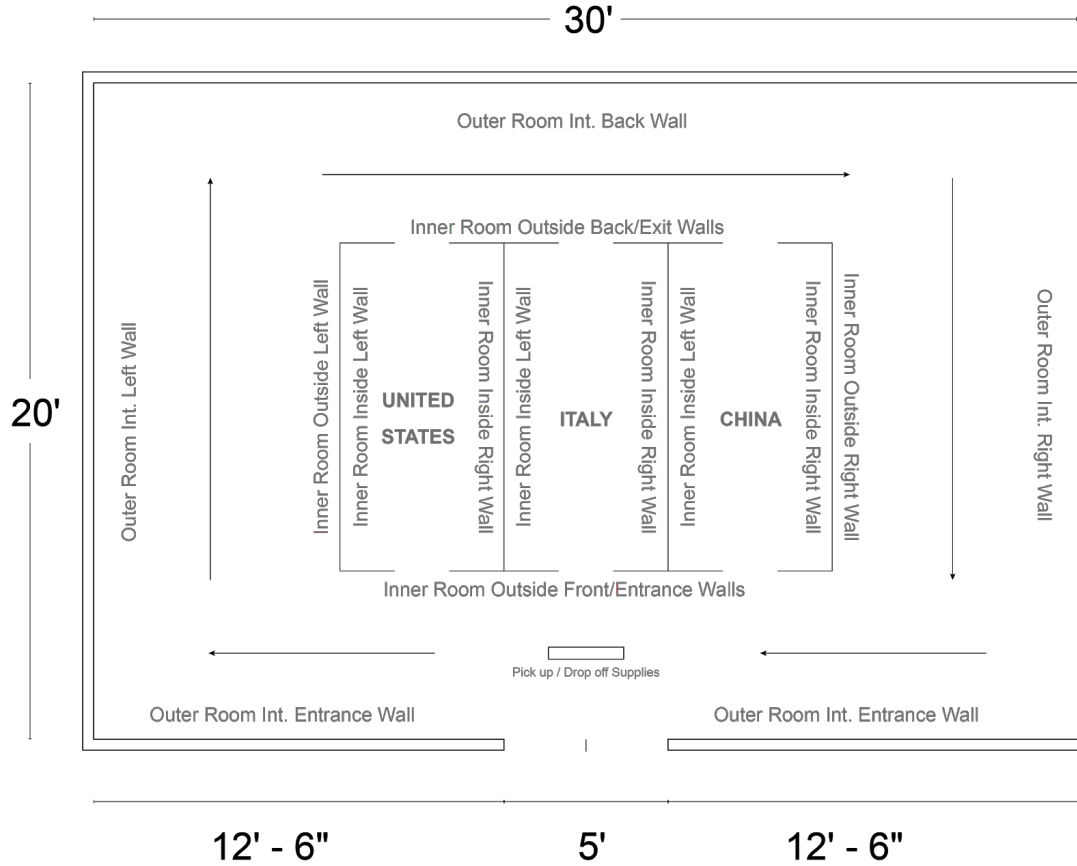

FLOOR PLAN

1/4" = 1' - 0"



FLOOR PLAN

1/4" = 1' - 0"

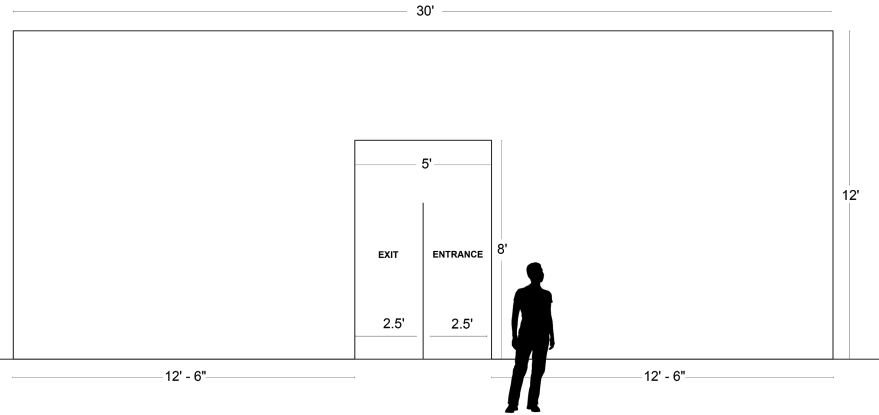


Elevations

Elevations #1-2: Museum Walls

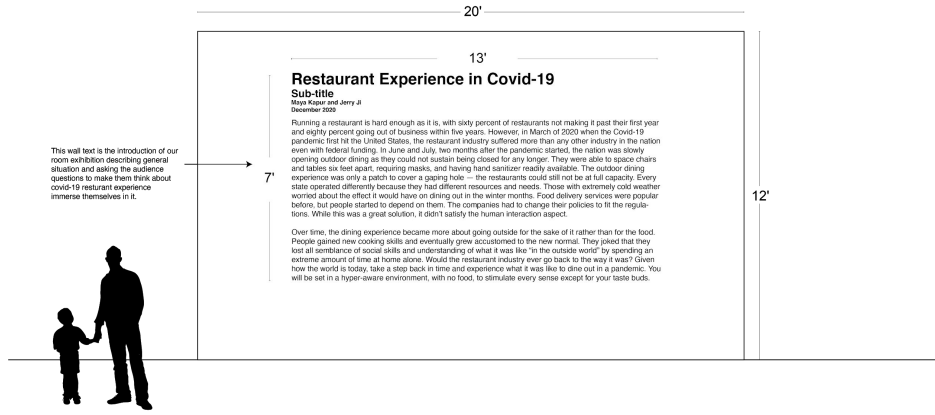
INTERIOR ENTRANCE WALL

1/2" = 1' - 0"



INTERIOR LEFT WALL

1/2" = 1' - 0"



Elevations #3-4: Museum Walls

INTERIOR RIGHT WALL

1/2" = 1' - 0"



20'

12'

INTERIOR BACK WALL

1/2" = 1' - 0"



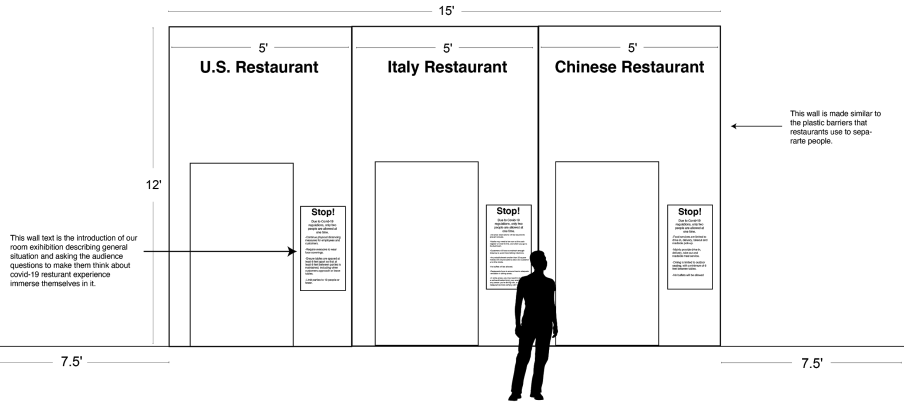
30'

12'

Elevations #5-6: Inner Room Outer Walls


INSIDE ROOM OUTSIDE FRONT WALL

1/2" = 1' - 0"



INSIDE ROOM OUTSIDE LEFT WALL

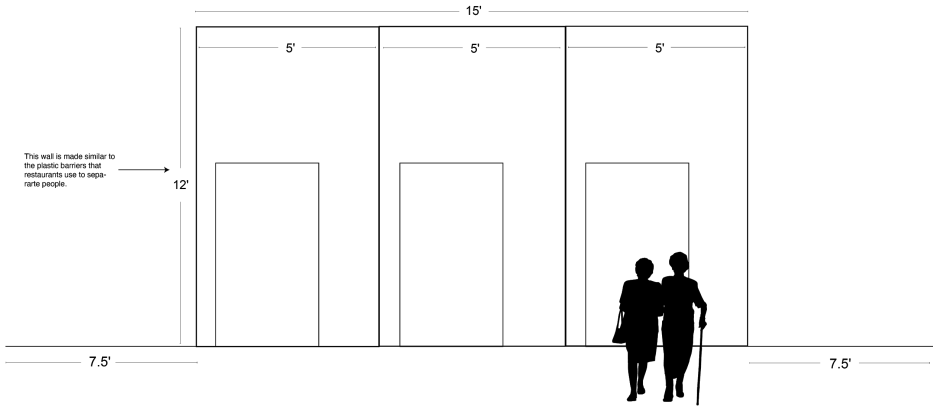
1/2" = 1' - 0"



Elevations #7-8: Inner Room Outer Walls

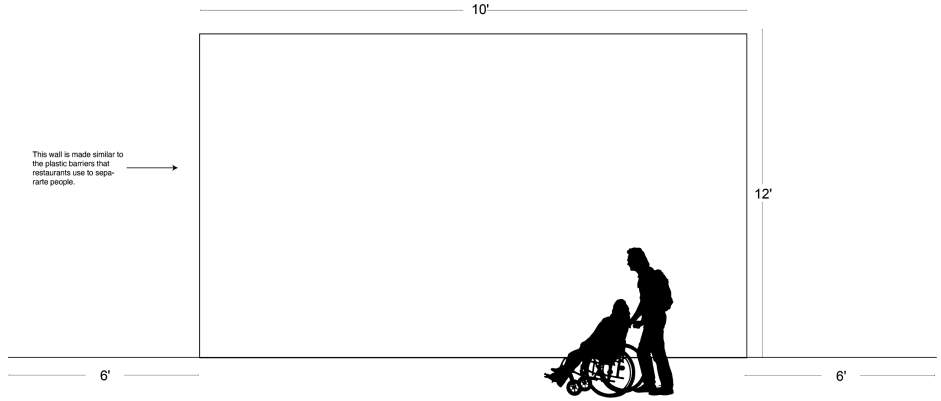
INSIDE ROOM OUTSIDE BACK WALL

$\frac{1}{2}'' = 1' - 0''$



INSIDE ROOM OUTSIDE RIGHT WALL

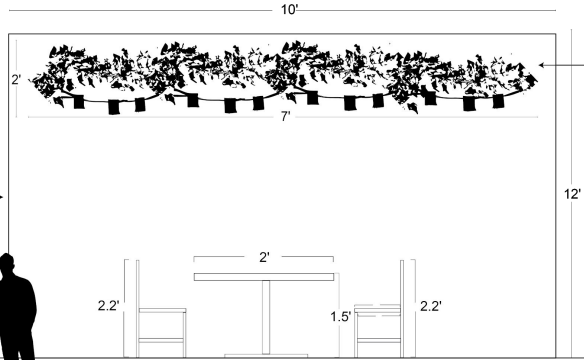
$\frac{1}{2}'' = 1' - 0''$



Elevations #9-10: Inner Room Inside Walls US

INSIDE U.S. ROOM INSIDE LEFT WALL

½" = 1' - 0"



We will create a room that has detailed set design to mimic a restaurant from 3 countries.

The information will be on the menu and instructions (wear headphones, avoid the senses by smell, touch of the room).


The guests would wear their headphones that have the sounds of music, talking, and city.

Everything in the room will be thoroughly decorated except for the walls that connect to the other restaurant rooms.

This included ceiling lighting, the floor, the inside front and back wall, and the left of the U.S. room wall


INSIDE U.S. ROOM INSIDE RIGHT WALL

½" = 1' - 0"



This wall is made similar to the plastic barriers that restaurants use to separate people.

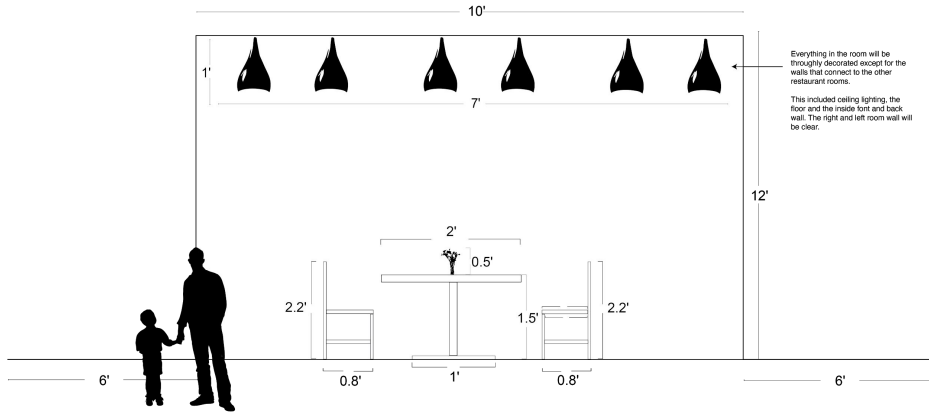
Reference Images #1: Inner Room US



Elevations #11-12: Inner Room Inside Walls Italy


INSIDE ITALY ROOM INSIDE LEFT WALL

1/2" = 1' - 0"



INSIDE ITALY ROOM INSIDE RIGHT WALL

1/2" = 1' - 0"



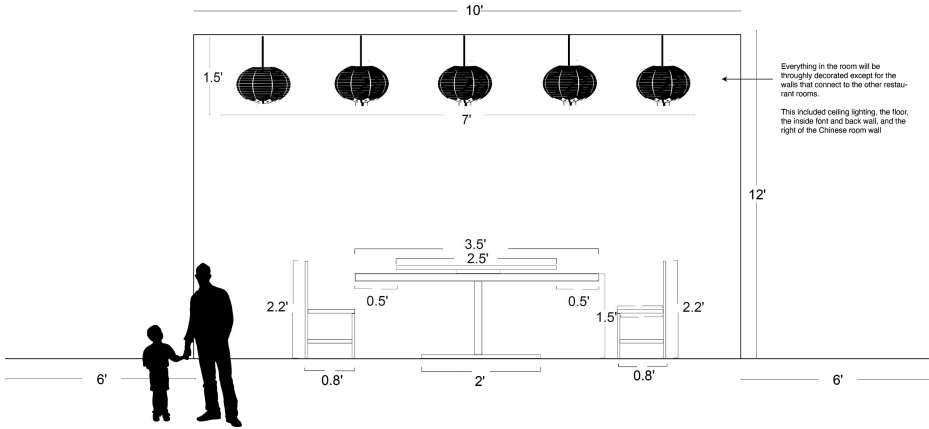
Reference Images #2: Inner Room Italy



Elevations #13-14: Inner Room Inside Walls China


INSIDE CHINESE ROOM INSIDE RIGHT WALL

1/2" = 1' - 0"



INSIDE CHINESE ROOM INSIDE LEFT WALL

1/2" = 1' - 0"



Reference Images #3: Inner Room China

